

ADD IMAGES TO QUIZ

Moodle

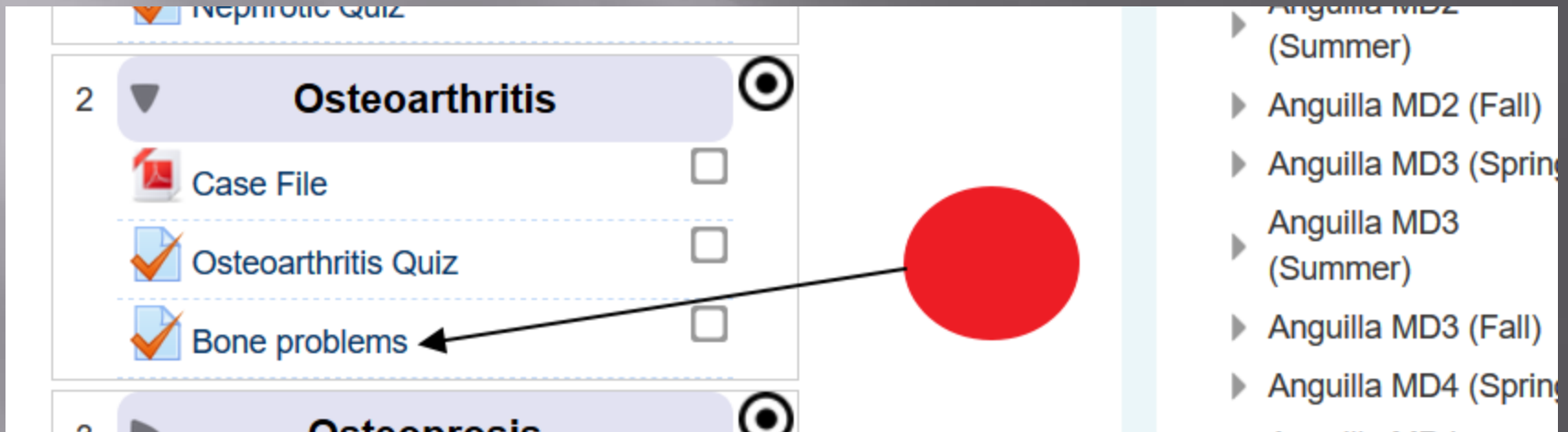
Images can be placed on Multiple choice questions but can only be placed in the question text and not in the ABC choices (distractors)

We do not recommend to cut & paste pictures directly into Moodle as this can create formatting problems.

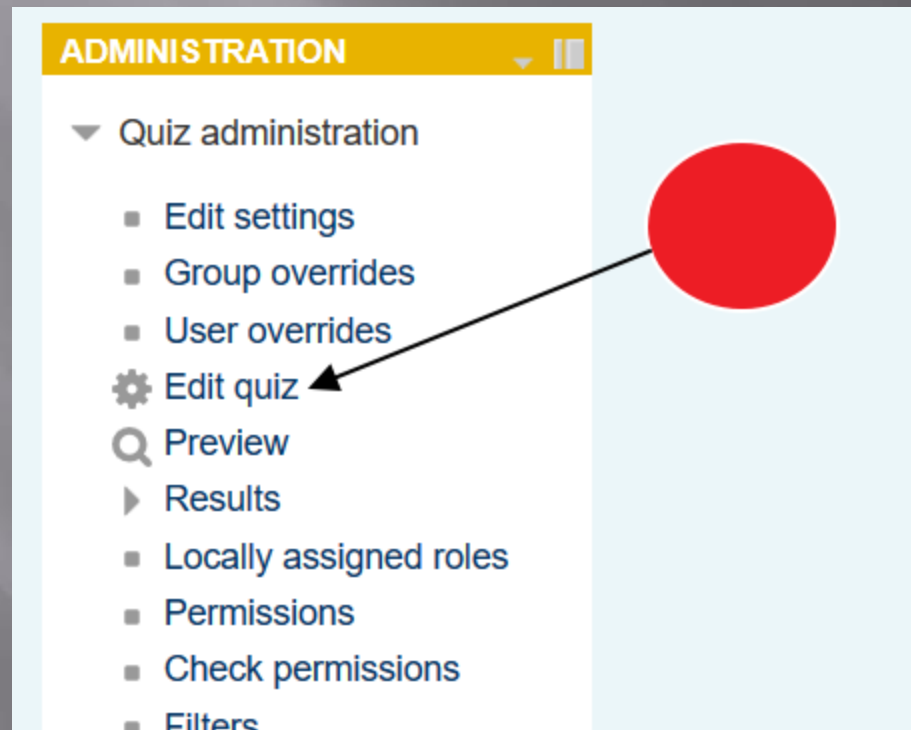
This will be done after you have entered question text in the quiz .

You should organize your pictures files on your computer first.

Navigate to the course section and click on the quiz.



Go to administration section and click “Edit quiz”
Notice that you can always Preview so you can see what the quiz looks like, in case your image is not the right size.



Click on the question that needs the picture.



The screenshot shows a quiz interface with a sidebar on the right containing navigation links: 'Onl', 'Course', and 'Clin'. The main area displays a list of questions across four pages. At the top right, there is a 'Shuffle' button with a question mark icon. The questions are as follows:

- Page 1**
 - 1 [icon] [icon] **Q1** Which of the following is most [icon] 1.00 [icon]
- Page 2**
 - 2 [icon] [icon] **Q2** Symmetric bilateral ulnar devia [icon] 1.00 [icon]
- Page 3**
 - 3 [icon] [icon] **Q3** Painful, swollen metatarsophal [icon] 1.00 [icon]
- Page 4**

A red circle is positioned on the right side of the interface, with a black arrow pointing from it to the question text of Q1: 'Which of the following is most'.









Click on the image option.
Make sure the cursor is
under the text since we want
the picture under it.

Current category Osteoarthritis (6) ☒ Use this category

Save in category

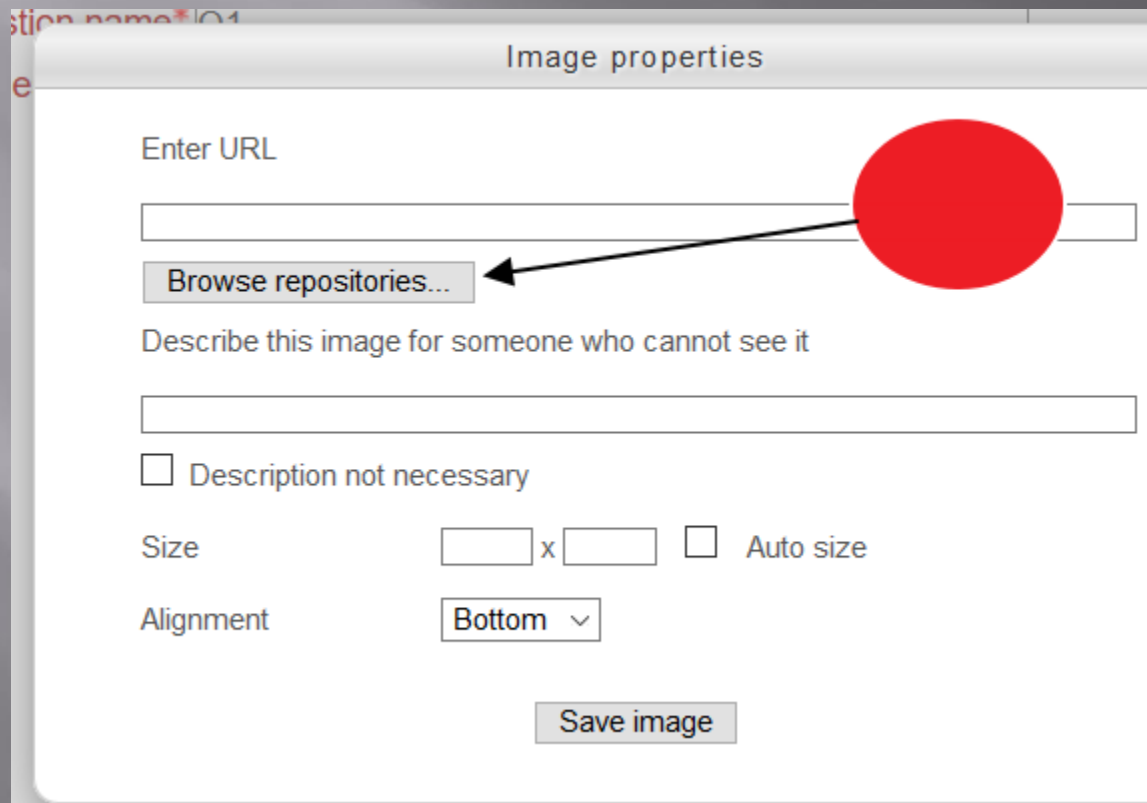
Question name*

Question text*



Which of the following is most likely to be associated with advanced OA?

Click on the browse option to upload your picture, you can also automatically resize it and/or indicate if you want to locate it at the top right or left but normally it will be under the text.



The screenshot shows a web browser window with a tab titled "stion name* | Q1". The main content area displays the "Image properties" dialog box. The dialog has a title bar "Image properties" and several fields and buttons. A red circle is drawn over the "Browse repositories..." button, with a black arrow pointing from the circle to the button. The fields include "Enter URL" (with an empty text box), "Describe this image for someone who cannot see it" (with an empty text box), and "Description not necessary" (with an unchecked checkbox). The "Size" section has two empty text boxes for width and height, followed by an "x" and an unchecked "Auto size" checkbox. The "Alignment" section has a dropdown menu set to "Bottom". At the bottom of the dialog is a "Save image" button.

stion name* | Q1

e

Image properties

Enter URL

Browse repositories...

Describe this image for someone who cannot see it

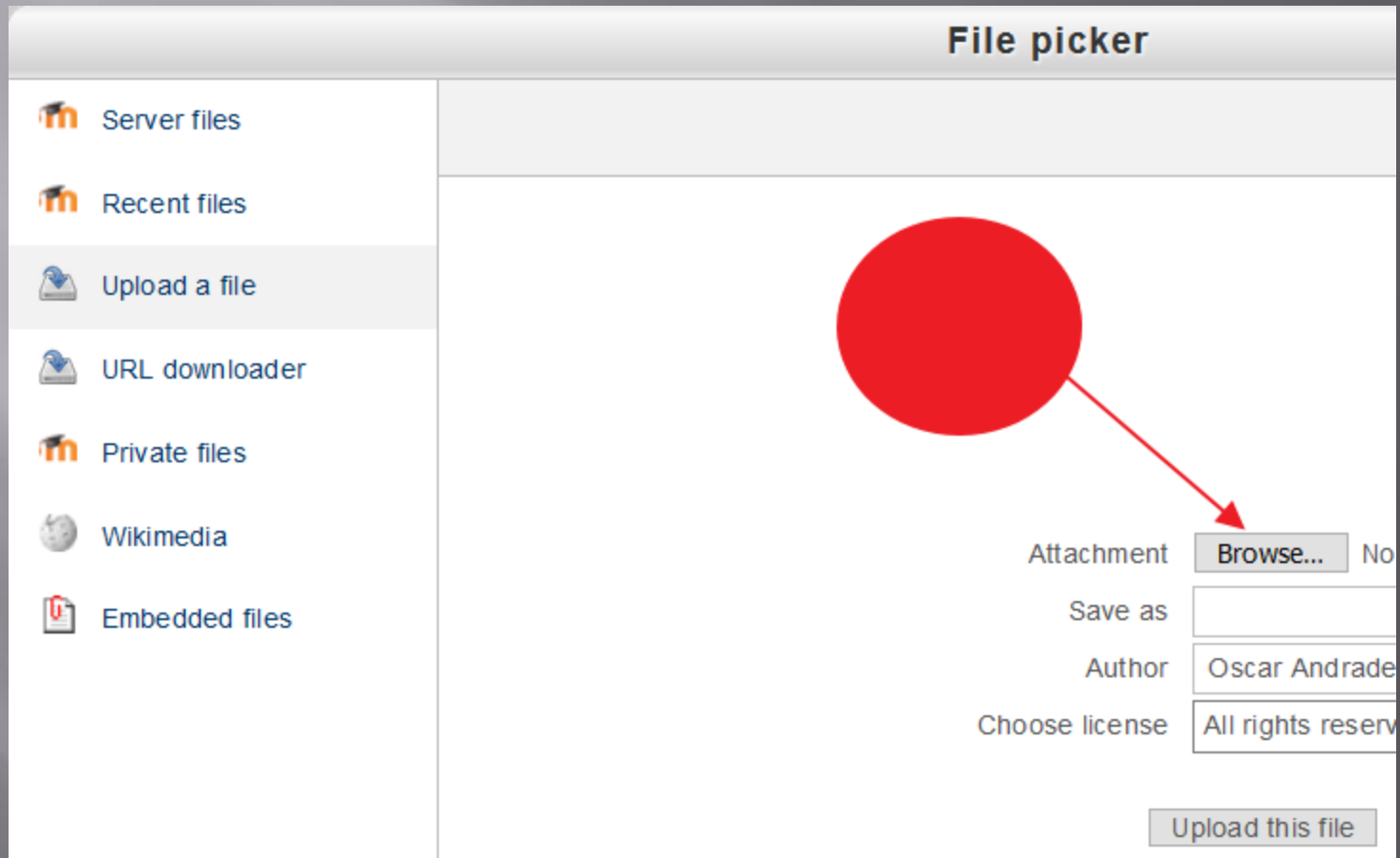
☐ Description not necessary

Size x ☐ Auto size

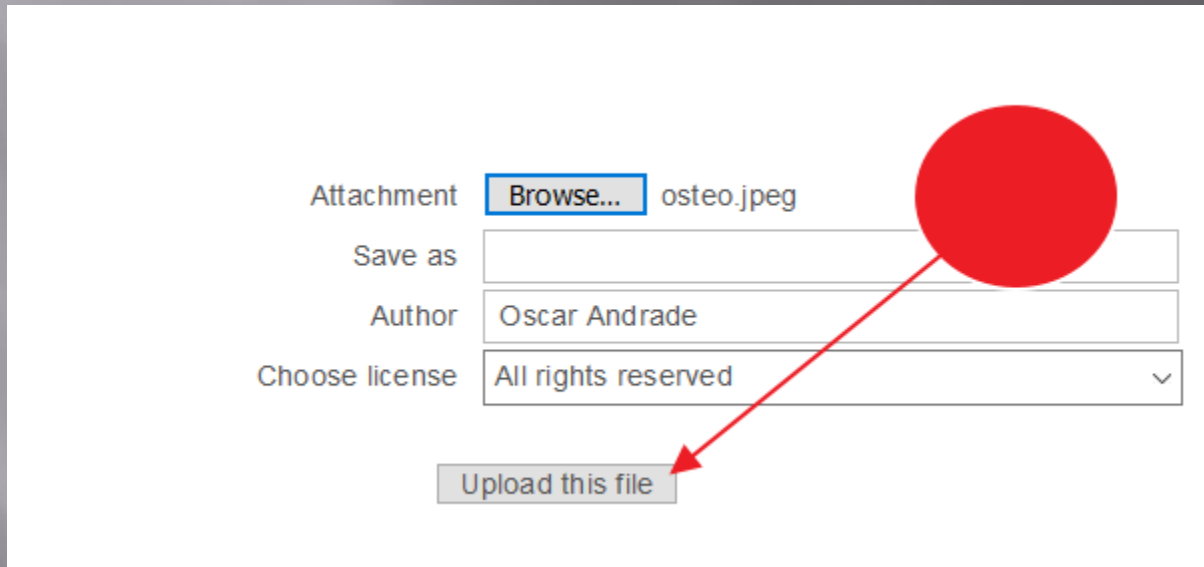
Alignment ▾

Save image

Click the browse again to upload the file from your computer, it is assumed that have already save your pictures on your computer.



After finding your picture file,
click the upload button.



The screenshot shows a web form for uploading a file. It includes fields for 'Attachment' (with a 'Browse...' button and the filename 'osteo.jpeg'), 'Save as' (an empty text box), 'Author' (a text box containing 'Oscar Andrade'), and 'Choose license' (a dropdown menu showing 'All rights reserved'). Below these fields is a button labeled 'Upload this file'. A large red circle is positioned over the top right of the form, and a red arrow points from the circle down to the 'Upload this file' button, indicating the next step in the process.

Attachment	<input type="button" value="Browse..."/> osteo.jpeg
Save as	<input type="text"/>
Author	<input type="text" value="Oscar Andrade"/>
Choose license	<input type="text" value="All rights reserved"/> ▼
<input type="button" value="Upload this file"/>	

Click save image, make sure to click check box for description.

Image properties

Enter URL

<https://www.sjsm.org/mysjsm/draftfile.php?file=%2F320%2Fuser%2Fdraft%2F>

Browse repositories...

Describe this image for someone who cannot see it

☒ Description not necessary

Size

126 x 176

☒ Auto size

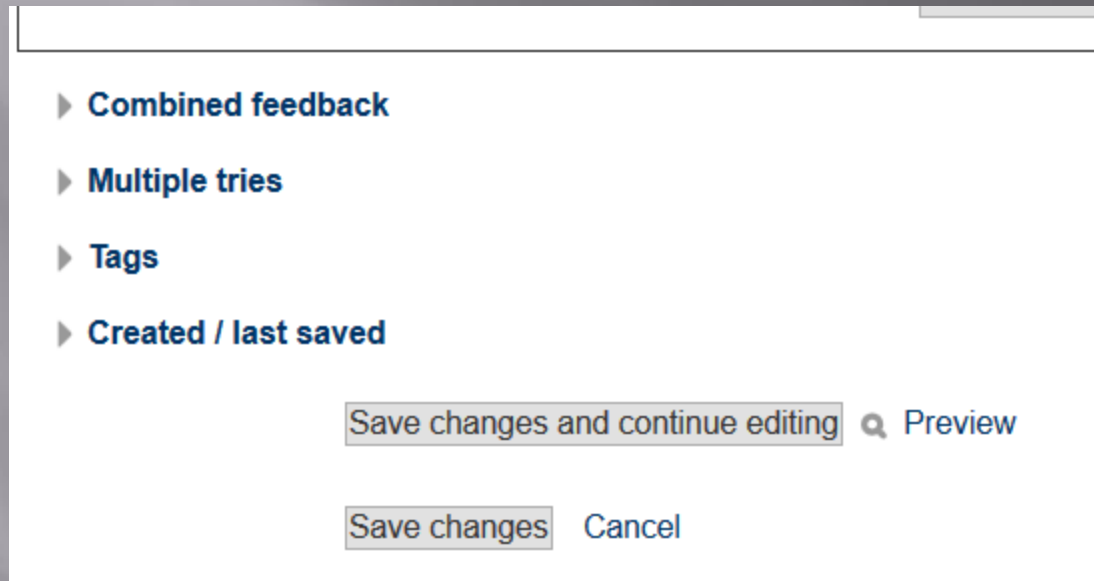
Alignment

Bottom



Save image

Don't forget to save the question, if you like it.




▶ **Combined feedback**

▶ **Multiple tries**

▶ **Tags**

▶ **Created / last saved**

 [Preview](#)

[Cancel](#)

Preview will show how the question will appear to the student.

Question 1

Not yet answered

Marked out of 1.00

Which of the following is most likely to be associated with advanced OA?



Select one:

- ☐ a. Joints with redness and effusion
- ☐ b. Disability with recurrent falls and inability to live alone
- ☐ c. Improvement throughout the day after approximately 1 to 2 hours of "unfreezing the joint"
- ☐ d. Best treated with oral steroids

[Start again](#) [Save](#) [Fill in correct responses](#) [Submit and finish](#) [Close preview](#)